

## KENT HINGED INDUSTRIAL MANHOLE KMHD-900/900HLA

Kent Hinged Industrial Manholes can be fabricated to any dimension. They are designed to be filled with material to match the surrounding floor finish – Concrete, Tile, Resin. They come with a Double Seal as standard.

They feature Gas struts on the smaller sizes or Kent Lift Assist Mechanical Struts on larger sizes.


They are suitable for all areas which have pedestrian traffic but they can be modified to take loading of 11 ton forklifts. They can be supplied with enclosed fire-rated insulated panels if requested.

They come with 2 lockable lifting points as standard.

The loading is FACTA AAA as standard, and care should be taken, care should be taken to note the structural opening size and the clear opening size. The clear opening is reduced on one side because of the Lift Assist Struts and the Hinged Safety Grid.

### Features

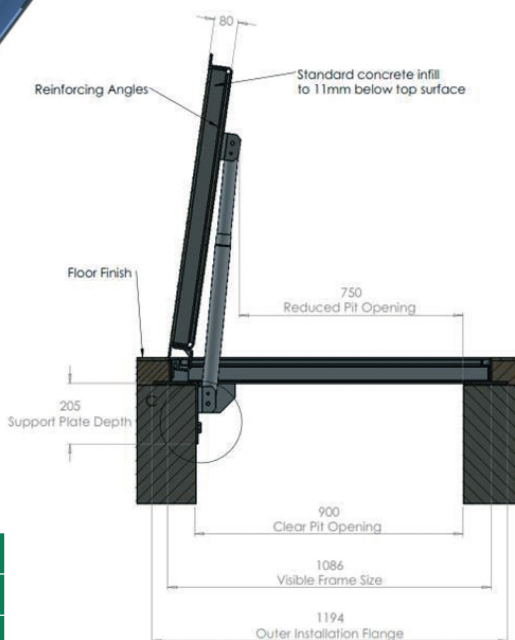

- ☐ Made from Grade 304L Stainless Steel as standard with an option for Grade 316L Stainless Steel
- ☐ 2 lifting points with locks as standard
- ☐ Gas Struts or Kent lift assist Mechanical Struts
- ☐ Most commonly ordered as Double Sealed



## KENT HINGED INDUSTRIAL MANHOLE KMHD-900/900HLA continued

Product Code	Pit Clear Opening	Reduced Opening	Tray Depth	Visible Frame Size (Double Seal)
KMHD-600/600 HLA	600mm x 600mm	600mm x 450mm	80mm	770mm x 758mm
KMHD-750/750 HLA	750mm x 750mm	600mm x 600mm	80mm	920mm x 908mm
KMHD-900/750 HLA	900mm x 750mm	900mm x 600mm	80mm	1070mm x 908mm
KMHD-900/900 HLA	900mm x 900mm	900mm x 750mm	80mm	1070mm x 1058mm

**Specify: Kent Hinged Industrial Manhole KMHD-900/900HLA; 900mm x 900mm clear opening; 80mm Tray Depth; Double Seal; Grade 304L Stainless Steel; Loading FACTA AAA**  
See page 8 & 9 which shows how to create your own unique specification clause



### OPTIONS

Grade 304L Stainless Steel  
Grade 316L Stainless Steel  
Fire Panels  
Safety Grid  
Open from Underneath



### Sack Truck

Light/Medium Duty

**Specify: FACTA AAA**



### Pallet Truck

Medium Duty

**Specify: FACTA B**



### Forklift

Medium/Heavy Duty  
(6.5 Ton)

**Specify: FACTA C**



### Forklift

Heavy Duty (11 Ton)

**Specify: FACTA D**