

Frankfurt Bin

Nov 2023



STREET FURNITURE

Frankfurt Bin



DESCRIPTION

The Kent Roma Bin is a 75 litre, stainless steel litter bin. This is one of our budget products – but it is still made from Grade 316L Stainless Steel. The bin has a simple, practical unobtrusive design as it was designed not to stand out, but rather blend into the surrounding landscape. As standard it comes with a 'Tidyman' symbol laser cut into the wall of the door. This bins lends itself well to incorporate other words, logos and symbols on both the body and the top rim.

FEATURES

- Grade 316L Stainless Steel
- Fire resistant galvanised liner
- Heavy duty stainless steel slam lock
- Heavy duty full length piano hinge
- Vandal resistant 3mm thick stainless steel



Liffey Valley, Dublin, Ireland

DRAWING



Ashtray
(Optional)



EKG Hydraulic



Slam Lock



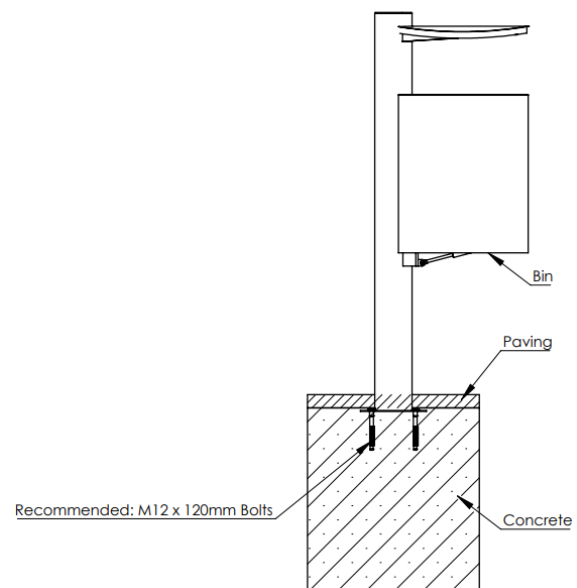
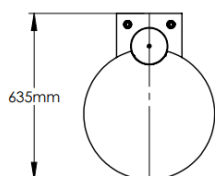
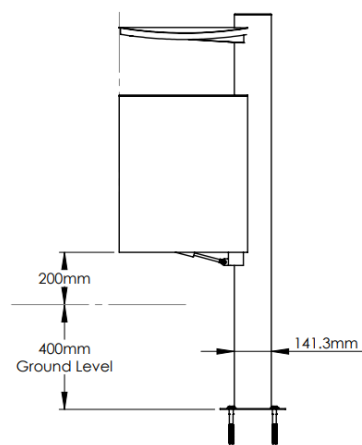
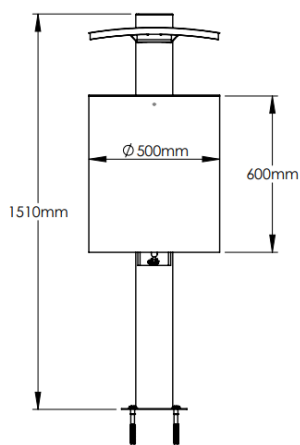
Bin tilts forward slowly
to be able to remove
the rubbish bag



Galvanised liner rises as
bin tilts forward for
easy access to the
rubbish bag

PRODUCT DIMENSIONS

Reference	Height	Width	Depth
KFB500	1510mm	500mm	75 litres



500x550x700 Foundation

STREET FURNITURE

Frankfurt Bin



3 Arena, Dublin, Ireland



HVM Anti-Terrorist Frankfurt Bin, Hinckley, UK

Specification

Customise your size, or go with our standard 400mm/500mm Sizes

Choose your capacity
80l or 120l depending on the size of your bin

Choose your steel:

Grade 304 Stainless steel
Grade 316 Stainless steel

Specify:

Kent Frankfurt Litter Bin KLB500;
500mm Diameter; 80 Litre Capacity; Grade 316L Stainless Steel; 3mm Thick Wall; Bright Satin Finish; Surface Mounted. Include 'Litterman Symbol' Decal; Visible flange on a 141mm Diameter Bollard

Choose your Decals;
Litterman
Recycling Symbol
Recycle Text
Custom Branding

Visible Flange
Buried flange
Or Mounted to existing pole on site

Choose your Finish

Bright Satin
320 Grit Satin Finish
Bright Peened
Shot Peened
Tiger Bronze
Imitation Corten
Antique Copper
Metallic Black

Installation of Litter bins:

Ensure that the surface to which the bin is mounted is sufficiently strong.

Position the bin in the correct location. Mark the holes and drill into the surface

Place the bin directly over the holes and then fix the bin to the surface using M12 bolts.

There are 4 fixing points on the base for fitting to the ground using anchoring bolts

A typical foundation would be 700mm x 550mm x 500mm of 35N20 concrete - but this is the responsibility of the site engineer's specification

For Paved Areas:

Length of the M12 bolts will depend on the depth of the paver blocks plus bedding. For example, with 60mm deep paver blocks plus 20mm deep bedding, we recommend M12 X 180MM


For Non Paved areas:

M12 x 120mm bolts are recommended

Bin Options:




Standard Frankfurt Bin



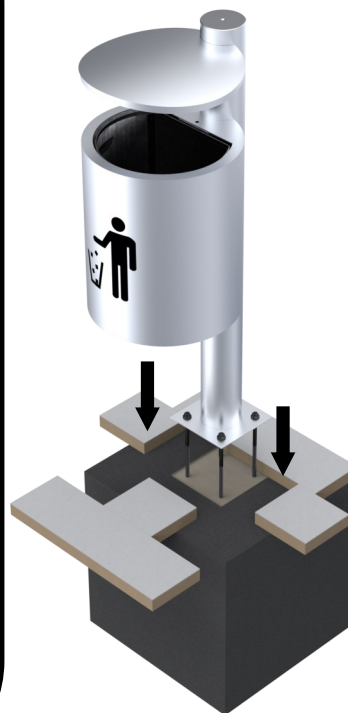
Double Sided Frankfurt Bin



HVM Anti-Terrorist Frankfurt Bin



Column Mounted Frankfurt Bin



STREET FURNITURE

Frankfurt Bin



Stainless



Faux Imitation Corten



Tiger Bronze



Bright Peened



Bright Satin



Satin Finish 320 Grit Polished



Shot Peened



Tiger Bronze



Imitation Corten



Antique Copper



Metallic Black



Click on Finish image
for further information

CLEANING & MAINTENANCE

Clean the stainless steel components using warm water with a mild detergent with a non-abrasive cloth or sponge. Heavier stains may require the use of a nylon-scouring pad or a stainless steel cleaner.

To remove paint or graffiti use a cloth and Alkaline or solvent paint strippers according to type of paint. In the case of a bead blasted finish, where abrasive cleaning is required, always use a random circular rubbing action with a cloth. In the case of brushed finishes the surface consists of uniform fine 'scratches' running in one direction so where abrasive cleaning is required always use a straight back and forward rubbing action in the direction of the grain using soap and warm water.

Rust spots or 'tea stains' can occur on the surface of the material, these are normally caused by contamination from ordinary mild steel, particularly in areas where construction work has been undertaken. Such stains can be removed using Rust Remover 410.

In cases where the surface is severely stained because of severe environmental conditions or scratched due to misuse, it may still be possible to restore the original finish using chemicals such as Oxalic Acid solution.

There are many stainless steel polishes available to enhance the surface finish. We recommend Mister Stainless Ltd. as a provider for stainless steel cleaning products.



3 Arena, Dublin, Ireland

KENT STAINLESS

"A PARTNER YOU CAN RELY ON"



3 Arena, Dublin, Ireland

Contact us

Phone: +353 53 914 3216
UK Freephone: 0800 376 8377
USA: 781 374 7391

Email: info@kentstainless.com
Address: Ardavan, Wexford, Ireland, Y35 CRW2

www.kentstainless.com

 Made in Ireland

