



# Tallaght Wayfinding Monolith



# Kent Tallaght

## Wayfinding Monolith

### KTWM2283

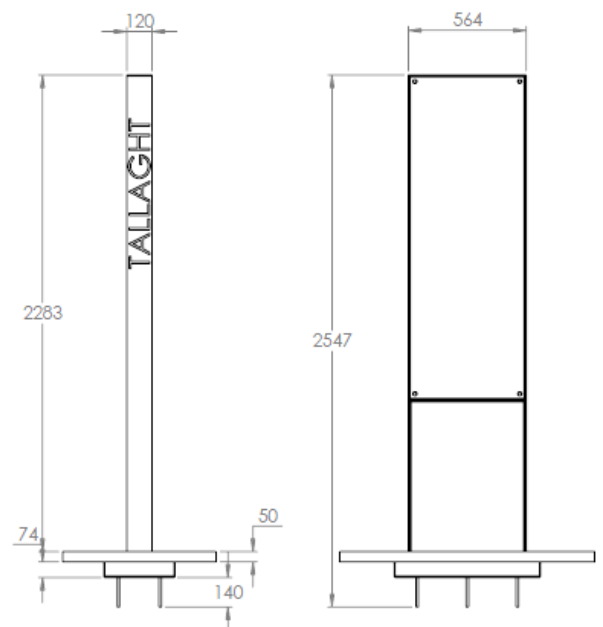
#### Specify:

Kent Tallaght Wayfinding Monolith KTWM2283; Grade 316L Stainless Steel; 10mm Toughened Glass Panels; Reverse Mounted Posters; Durable Shot Peened Logo; Bright Satin finish; 2 Stage fix as standard.

The Kent Tallaght Wayfinding Monolith has a very simple and modern design that makes it ideal for all public areas, its large screen makes viewing easy for pedestrians. It has a Bright Satin finish as standard. This finish gives the main body outstanding corrosion resistance and a low maintenance. The logos are Shot Peened through a mask/template giving the best durability.

#### Features

- Grade 316 Stainless Steel
- 10mm Toughened Glass Panels
- Bright Satin Finish
- Reverse Mounted Posters
- Durable Shot Peened logo
- 2 Stage Installation

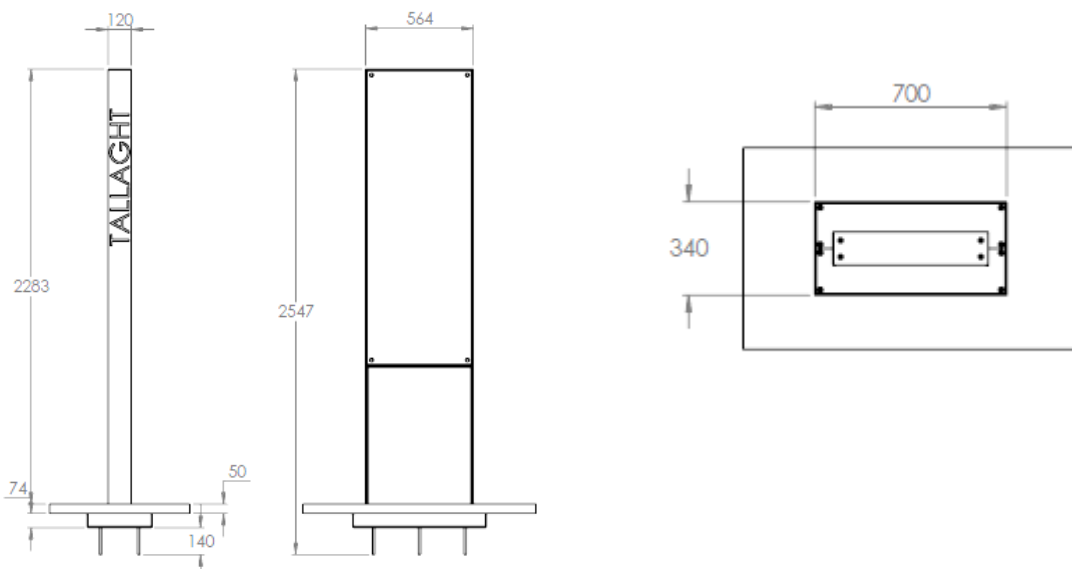


# Kent Tallaght Wayfinding Monolith KTWM2283



## Product Dimensions:

Reference	Height	Width	Depth
Kent TallaghtWayfinding Monolith KTWM2283	2283mm	564mm	120mm



Kent SingTallaght

Wayfinding Monolith

KTWM2283

**Product Options:**

Bright Satin  
Satin Finish 320 Grit  
Shot Peened  
Bright Peened

Grade  
316L  
304L

**Specify:**

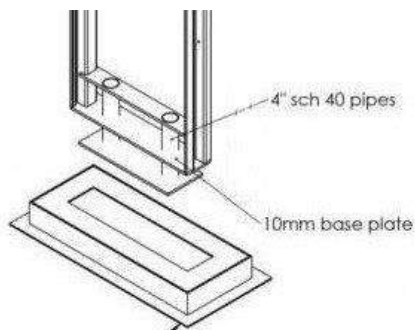
Kent Tallaght Wayfinding Monolith KTWM2283; Grade 316L Stainless Steel; 10mm Toughened Glass Panels; Reverse Mounted Posters; Durable Shot Peened Logo; Bright Satin finish; 2 Stage fix as standard.

- Buried Flange
- Two Stage Fix

## Installation:

### Two- Stage Installation

The Kent Stainless two-stage installation allows paving and other miscellaneous site works be completed before the monolith panels are installed on site. We excavate a small manhole –like hole into the paved area. We then add bolts to the base of the excavation, these bolts will fit perfectly into the holes at the bottom of the monolith when it is read to be installed. We cover the hole with a stainless steel cover until the site is ready for the monoliths to be installed. Once the site is completed and prepared for installation the stainless sheet is removed and the monolith is placed carefully into the excavated hole by placing the holes on the bottom of the monolith through the bolts in the bottom of the chamber. Please see photo below for more details.



**Kent Tallaght**

**Wayfinding Monolith**

**KTWM2283**

### **Overview**

The Kent Tallaght Monolith has a very simple and modern design that makes it ideal for all public areas, its large screen makes viewing easy for pedestrians. It has a Bright Satin finish as standard. This finish gives the main body outstanding corrosion resistance and a low maintenance. The logos are Shot Peened through a mask/template giving the best durability.

### **Maintenance**

#### **Stainless Steel:**

Clean the stainless steel components using warm water with a mild detergent with a non-abrasive cloth or sponge. Heavier stains may require the use of a nylon-scouring pad or a stainless steel cleaner. To remove paint or graffiti use a cloth and Alkaline or solvent paints and strippers according to type of paint. In the case of a bead blasted finish, where abrasive cleaning is required, always use a random circular rubbing action with a cloth. In the case of brushed finishes the surface consists of uniform fine 'scratches' running in one direction so where abrasive cleaning is required always use a straight back and forward rubbing action in the direction of the grain using soap and warm water. Rust spots or tea stains can occur on the surface of the material, these are normally caused by contamination from ordinary mild steel, particularly in areas where construction work has been undertaken. Such stains can be removed using Rust Remover 410. In cases where the surface is severely stained because of severe environmental conditions or scratched due to misuse, it may still be possible to restore the original finish using chemicals such as Oxalic Acid solution. There are many stainless steel polishes available to enhance the surface finish. We recommend Mister Stainless Ltd. As a provider for stainless steel cleaning products.

Kent Tallaght Wayfinding  
Monolith KTWM2283



# Kent Tallaght Wayfinding Monolith Product Variations

