



# Kent Dished Ladder Gully Grates





## KENT DISHED LADDER GULLY GRATE —KDLG-560/300

The Kent Dished Ladder Gully Grates are external heavy duty gully covers.

They are curved to suit a dished channel (any radius possible).

They come in Grade 316L Stainless Steel as standard (for roads that are de-iced with salt) and also available in grade 304L. They are supplied with a discreet hinge and hidden lockdown point as standard.

### Features:

- 60% Free Area
- Available with a dished profile to match any stone radius
- Heel Safe (10mm spacing between bars)
- Dipped Passivated Finish




Dished to any custom radius



Dished to any custom radius



Discreet Hinges



Hidden Locks


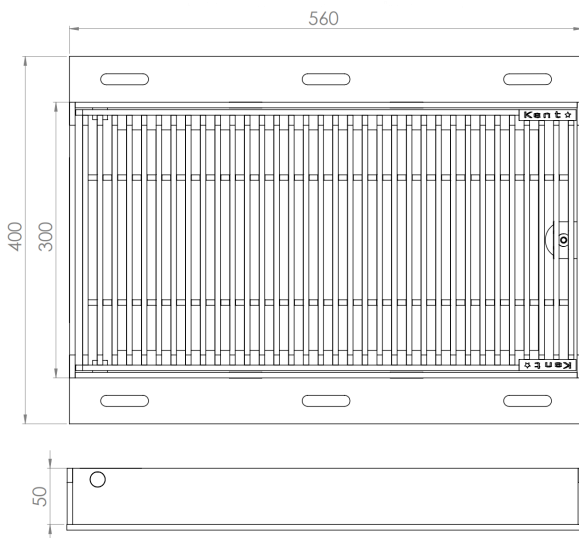
# KENT DISHED LADDER GULLY GRATE - KDLG-560/300



44 Ton Truck Loading

FACTA B Loading as standard or EN124 B125 Loading on request—each to take a slow moving pneumatic tyre of a HGV—44 Ton vehicle with 11 Ton Axle Load and 5.25 ton wheel load.

Up to FACTA D or EN124 D400 loading available on request



ADA Compliant


for drains that are located in walking surfaces or along accessible routes.

10mm openings as standard.

ADA compliant is 1/2" or 12mm, Heelproof is 1/4" or 6mm

Product Code	Length	Width	Depth
KFLG-560/300 (L)	560mm	300mm	50mm

560mm x 300mm x 50mm is our most common request but custom sizes available



## KENT DISHED LADDER GULLY GRATE - KDLG-560/300

### Specify

Customise your size, or go with our standard

560mm x 300mm x 50mm

**Specify:**

*Kent Dished Ladder Gully Grating (KDLG-560/300); 560mm x 300mm, 50mm tray depth;*

*Grade 316 Stainless steel; Loading FACTA B.*

**Choose your steel:**

*Grade 304 Stainless steel*

*Grade 316 Stainless steel*

**Choose your loading**

FACTA B

FACTA C

FACTA D

FACTA Class	Slow Moving wheel Loads	Kent Safety Test (Unfilled)	BSEN124	Slow Moving wheel Loads	Kent Safety Test (Unfilled)
A	0.6T	0.8T	A15	0.6T	1.5T
AA	1.5T	3.1T	B125	5.0T	12.5T
AAA	2.5T	5.2T	C250	6.5T	25.0T
B	5T	10.1T	D400	11.0T	40.0T
C	6.5T	13.2T			
D	11T	22T			

### Stainless Steel Maintenance

Clean the stainless steel components using warm water with a mild detergent with a non abrasive cloth or sponge. Heavier stains may require the use of a nylon scouring pad or a stainless steel cleaner. To remove paint or graffiti (or light concrete splashes) use a cloth and alkaline or solvent paint strippers according to type of paint. For Satin Finish Stainless try to follow the direction of the grain when cleaning vigorously or polishing. For Bead Blasted Finish use a circular motion. Rust spots or 'tea stains' can occur on the surface of the material, these are normally caused by contamination from ordinary mild steel, particularly in areas where construction work has been undertaken. Where contamination of the stainless has occurred from ordinary mild steel coming into contact with the stainless, use Rust Remover 410. In cases where the surface is severely stained as a result of severe environmental conditions or scratched due to misuse, it may still be possible to restore the original finish using chemicals such as Oxalic Acid solution. There are many stainless steel polishes available to enhance the surface finish. We recommend Avesta as a provider for stainless steel cleaning products.



## Kent Stainless Ltd

Ardcavan, Wexford, Ireland

TEL NO: +353 53 9143216  
USA LOCAL: 781 374 7391  
WEB: [www.kentstainless.com](http://www.kentstainless.com)  
EMAIL: [info@kentstainless.com](mailto:info@kentstainless.com)

