



Kent
STAINLESS

09/2024

Kent Rounded Handrail

KRHR 1500



Kent Rounded Handrail

Street Furniture





Kent Rounded Handrail is designed for streetscape and urban projects with angles throughout the nearby surrounding landscape. The vertical tubular rails are 48mm diameter and 1100mm tall as standard. Lengths and the amount of central leg supports are bespoke, but typically a 3-step rail would measure approximately 1500mm long with no central support, while a 4 step rail would measure 2000mm and have a central leg.

Our recommended finish is Kent Bright Satin as standard – but the rails are available in other finishes. Grade 316L stainless is supplied as standard unless powder coated.

Anti skate rings are available as an option.

Features:

- Grade 316 stainless steel as standard.
- Low Maintenance
- Easy to Install



Kent Rounded Handrail

Street Furniture




Variations:

For longer distances, the handrail can be extended and meet whatever distance is required, though it will be necessary to add more legs to support this structure.


An anti-skate ring can be fitted to stop skateboarders from mounting the handrail.

Bespoke designs upon request, with custom sizes and angles.

See Kents LED Handrail Brochures for handrails with luminaires that can provide light for pedestrians walking in dark evenings and nights.



Anti-skate rail welded onto handrail



Longer running handrail requiring support leg

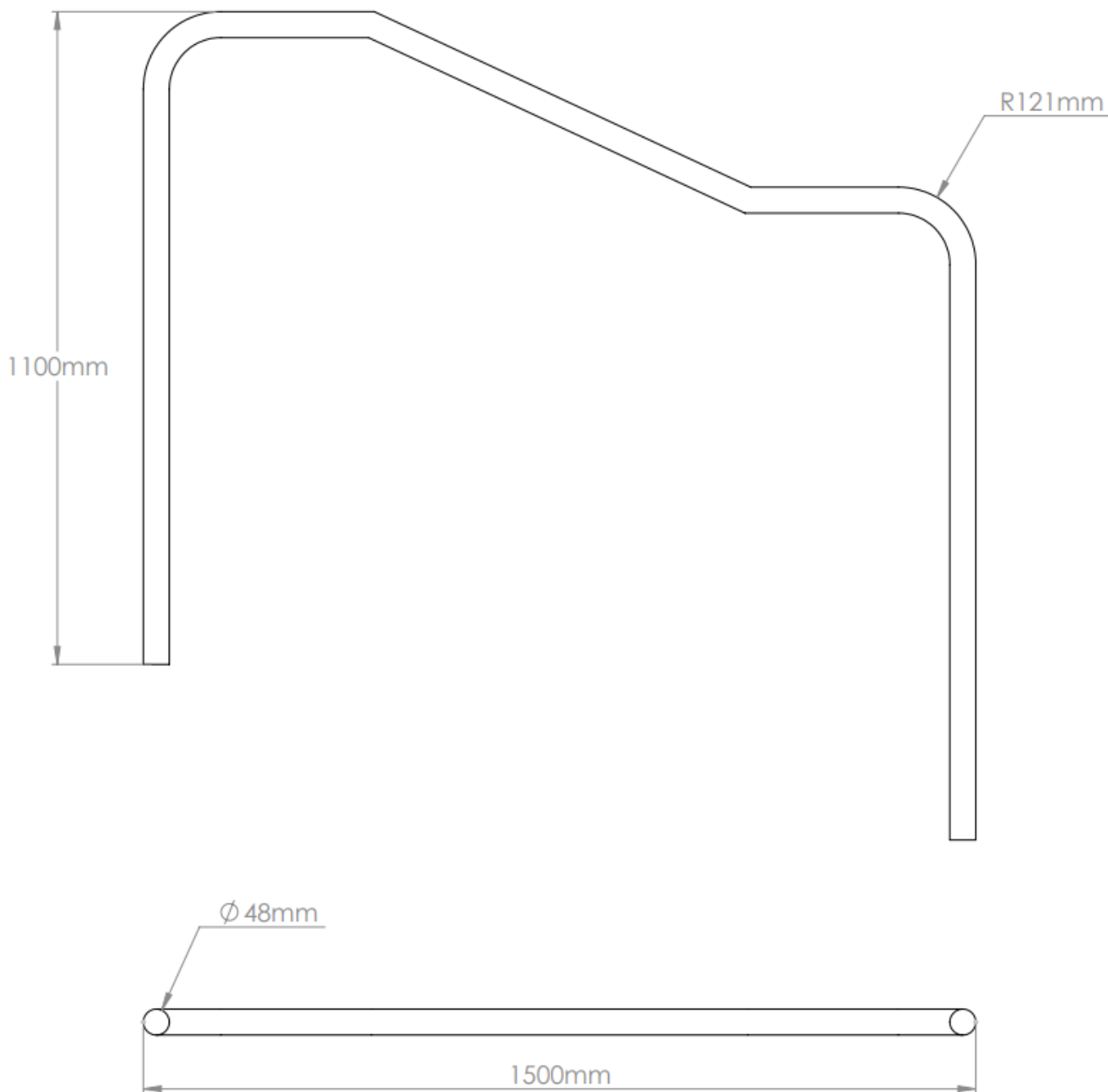


Kent Rounded Handrail

Street Furniture



Dimensions:



Reference	Height	Length	Thickness
KRHR1500	1100mm	1500mm	48mm
KRHR2000	1100mm	2000mm	48mm

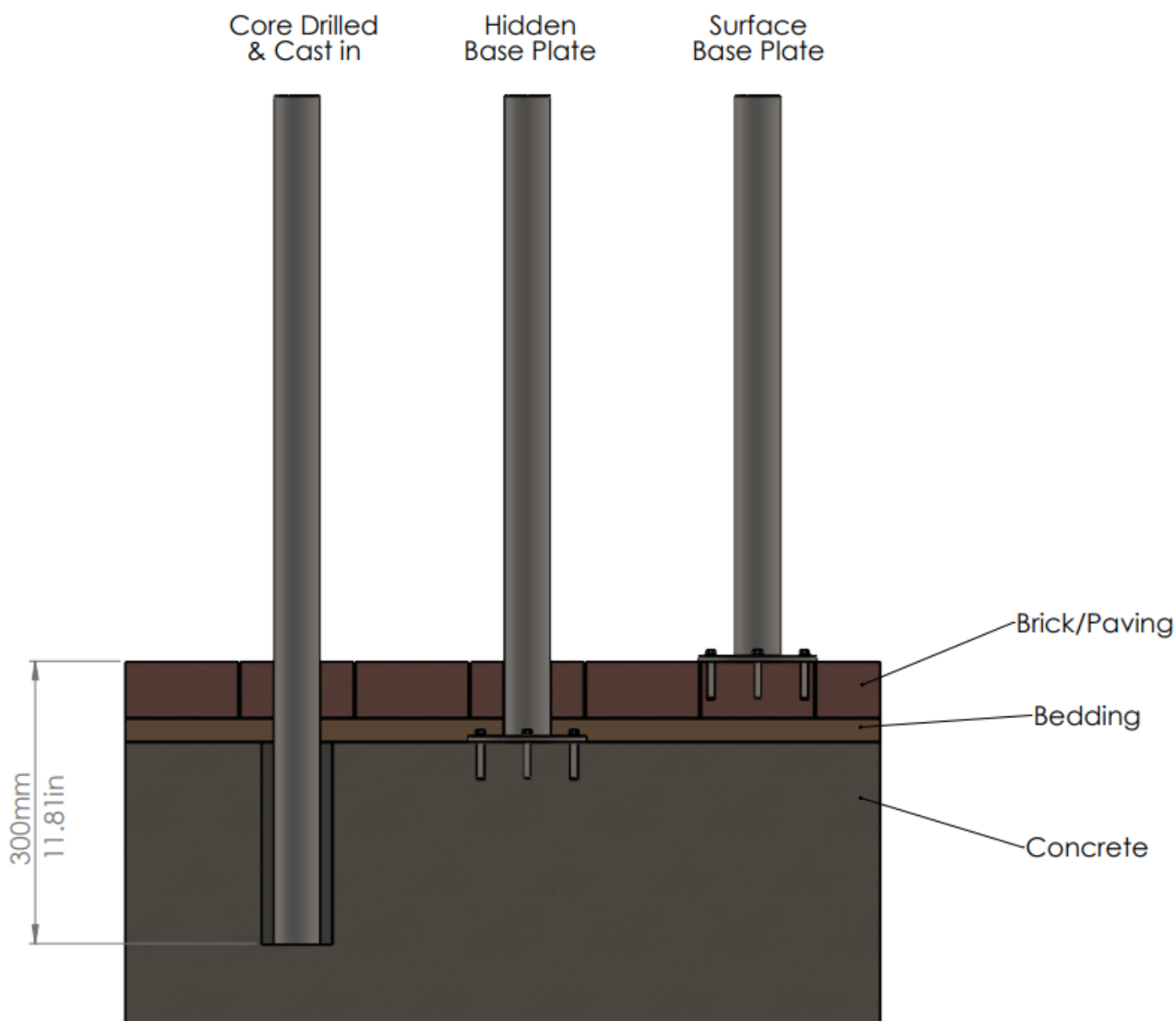


Kent Rounded Handrail

Street Furniture



Installation/Fixing Options:



Core Drilled/Cast In

Core drill a hole at least 150mm deeper than ground level and at least double the width of the tube diameter. Insert handrail and fill hole. Finish with a flat cover to hide drilled hole.

Surface Base Plate

Insert handrail and fix base plate to paving. Fixings must be deep enough to penetrate below foundation. A cap can be fixed to cover surface base plate.

Hidden Base Plate

Insert handrail and fix plate to foundation. Add sand and cut paving to fit perfectly around handrail.



Kent Rounded Handrail

Street Furniture



Specify:

To Specify our product in you project take the below specification clause and tailor it to suit your requirements.

Choose your length:

1500mm
2000mm
Bespoke

Kent Rounded Handrail KRHR1500, 1100mm height, 1500mm length, 48mm diameter tube; 3mm thick wall; Grade 316L Stainless Steel; Bright Satin Finish; Buried Baseplate

Or choose your Finish:

Bright Satin
Satin 320 Grit Polish
Shot Peened
Bright Peened

Choose your Fixing:

Cast In
Surface Baseplate
Hidden Baseplate



Cleaning and Maintenance

Stainless steel may be a low maintenance material, however it is not maintenance free. Long life aesthetic appearance can be achieved for external stainless steel products providing the appropriate grade of stainless is chosen and regular cleaning is undertaken.

How often?

For an area that receives regular rainfall that washes away the build-up of salt deposits, cleaning should be done once a year. If rainfall cannot get to certain areas, but still salt and pollution deposits can blow onto it.

Judge your cleaning regime by the nearby glass panels or window cleaning and clean the stainless as often as the glass nearby.

How do I do it?

For regular cleaning, and for a preventative regime, a simple wipe down by soft cloth or sponge with a mild detergent is enough (e.g. 5% diluted washing up liquid). Rinse off with deionised water. Rub dry with a clean dry cloth rather than letting the product drip dry.

If staining does not disappear, switch the soft cloth to a pad of Scotchbrite™ from 3M™. Use the soapy water with Scotchbrite™ vigorously on areas that are unpolished or not architecturally important. For polished areas of products with a grain (e.g. Satin finish 320 grit polish), rub gently forwards and backwards only in the direction of the grain direction so proceed with caution if this is an architecturally important feature. Again – rinse with de-ionised water and dry with a soft cloth. For heavier staining or contamination by iron products Kent recommend Avesta cleaning chemicals. Cleaner Avesta 401™ can be used instead of the mild detergent as above. Avesta 420™ Fingerprint remover is a good cleaner to for areas prone to public fingerprints – it must be sprayed on and rubbed in while wet.

Pickling Gel Avesta 130™ (hazardous) and Passivator Avesta 630™ can be used for large, important features, but these should be discussed, and a method statement is available from Kent Stainless for their use. This work can be subcontracted to Mister Stainless™ in Ireland and Edimex™ in Dubai.



A partner you can rely on



Triton Square, London - 1500mm lengths — Bright Satin Finish

Contact us:



Phone:	+353 53 914 3216	Email:	info@kentstainless.com
UK Freephone:	0800 376 8377	Address:	Ardcavan, Wexford
USA:	718 374 7391		Ireland, Y35 CRW2

